

Mounting Crisis of Demographic System and Population Policy in the Era of ‘Developed Socialism’: a narrative story with a sad end

Sergei V. ZAKHAROV
Institute of demography
Higher School of Economics
Moscow

szakharov@hse.ru



Государственный университет
Высшая школа экономики

ИНСТИТУТ ДЕМОГРАФИИ

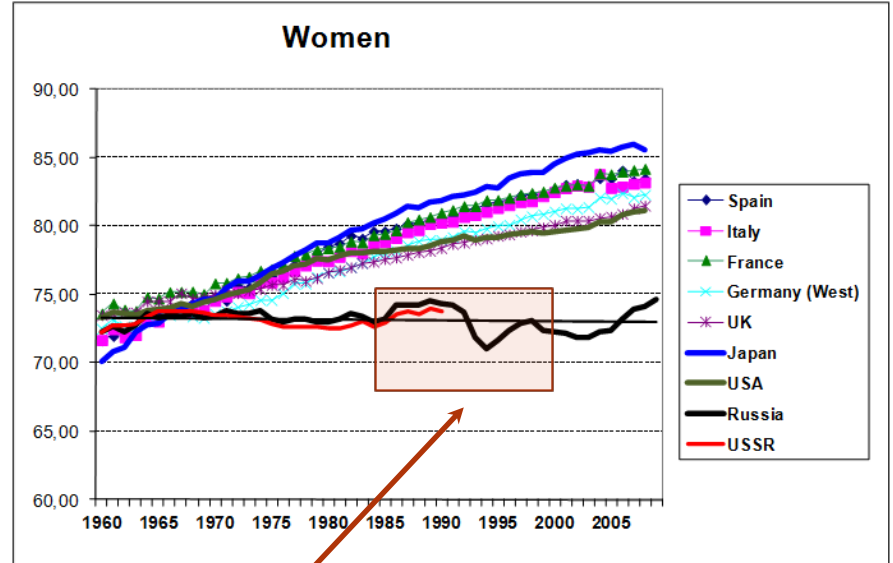
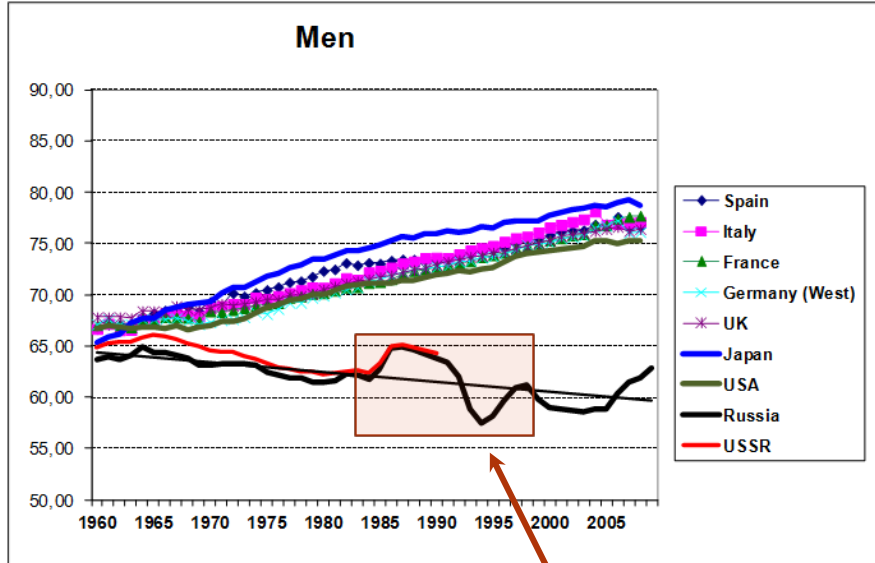
**“Le moment 91: la fin de l’URSS au
regard des transformations politiques,
sociales et culturelles (1970-1991)”**

Paris, Sciences Po, 12-13 December, 2011

Demographic Crisis or Crisis of the Social System?

Case of Mortality

Life expectancy in the USSR, in Russia, and in selected developed countries, 1960-2010

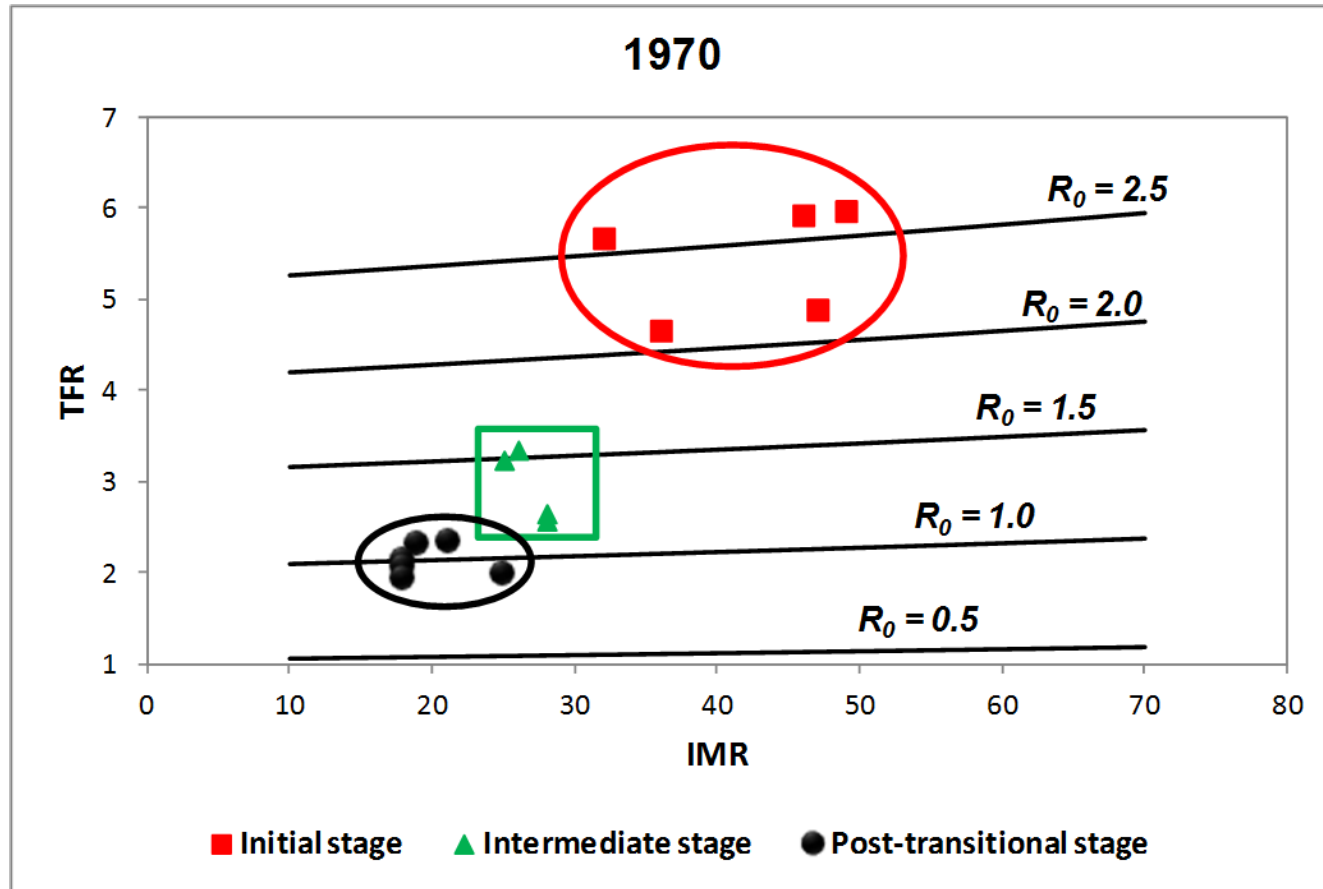


Anti-alcohol campaign (1985-1990)

Crisis of the USSR Demographic System

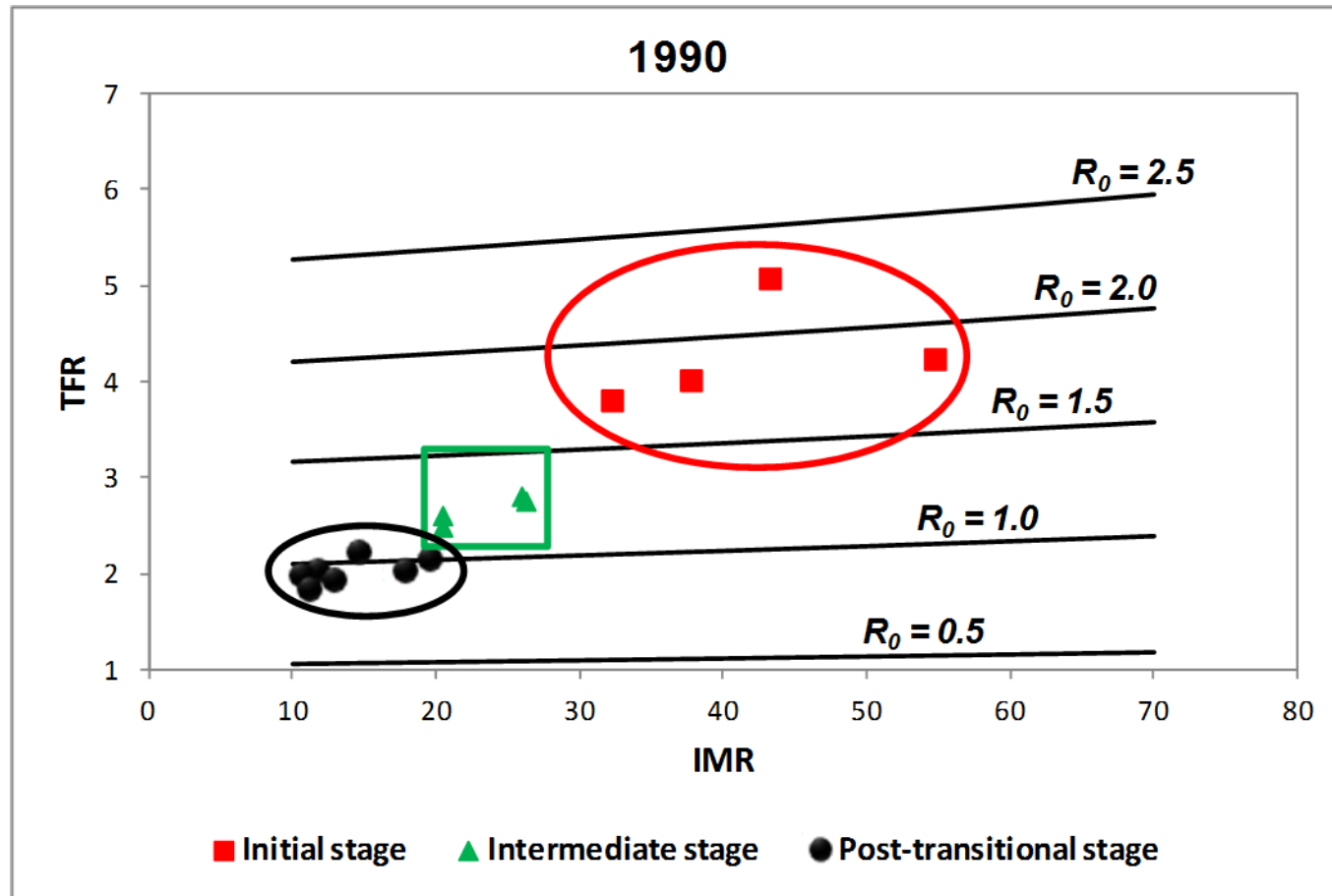
Diversity of Demographic Regimes

Total Fertility Rate, Infant Mortality Rate, and Net Reproduction Rate in the 15 Former Soviet Republics, 1970



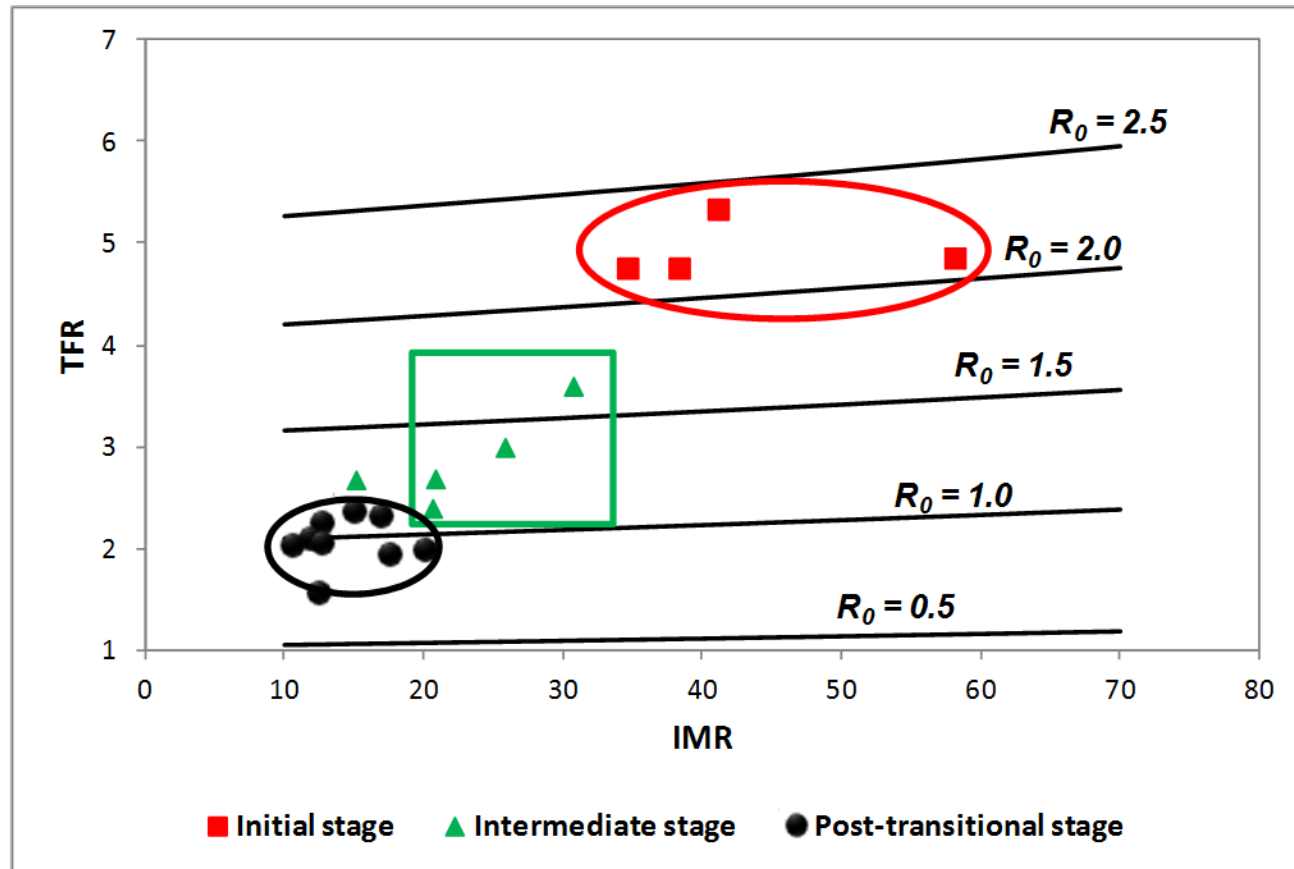
Initial stage of transition: **Tajikistan, Turkmenistan, Uzbekistan, Kyrgyzstan, Azerbaijan**
 Intermediate stage of transition: **Kazakhstan, Armenia, Georgia, Moldova**
 Post-transitional stage: **Estonia, Belarus, Russia, Latvia, Lithuania, Ukraine**

Total Fertility Rate, Infant Mortality Rate, and Net Reproduction Rate in the 15 Former Soviet Republics, 1990



Initial stage of transition: **Tajikistan, Turkmenistan, Uzbekistan, Kyrgyzstan, Azerbaijan**
 Intermediate stage of transition: **Kazakhstan, Azerbaijan, Armenia, Moldova**
 Post-transitional stage: **Estonia, Belarus, Georgia, Russia, Latvia, Lithuania, Ukraine**

Total Fertility Rate, Infant Mortality Rate, and Net Reproduction Rate for 19 Ethnic Groups, 1990



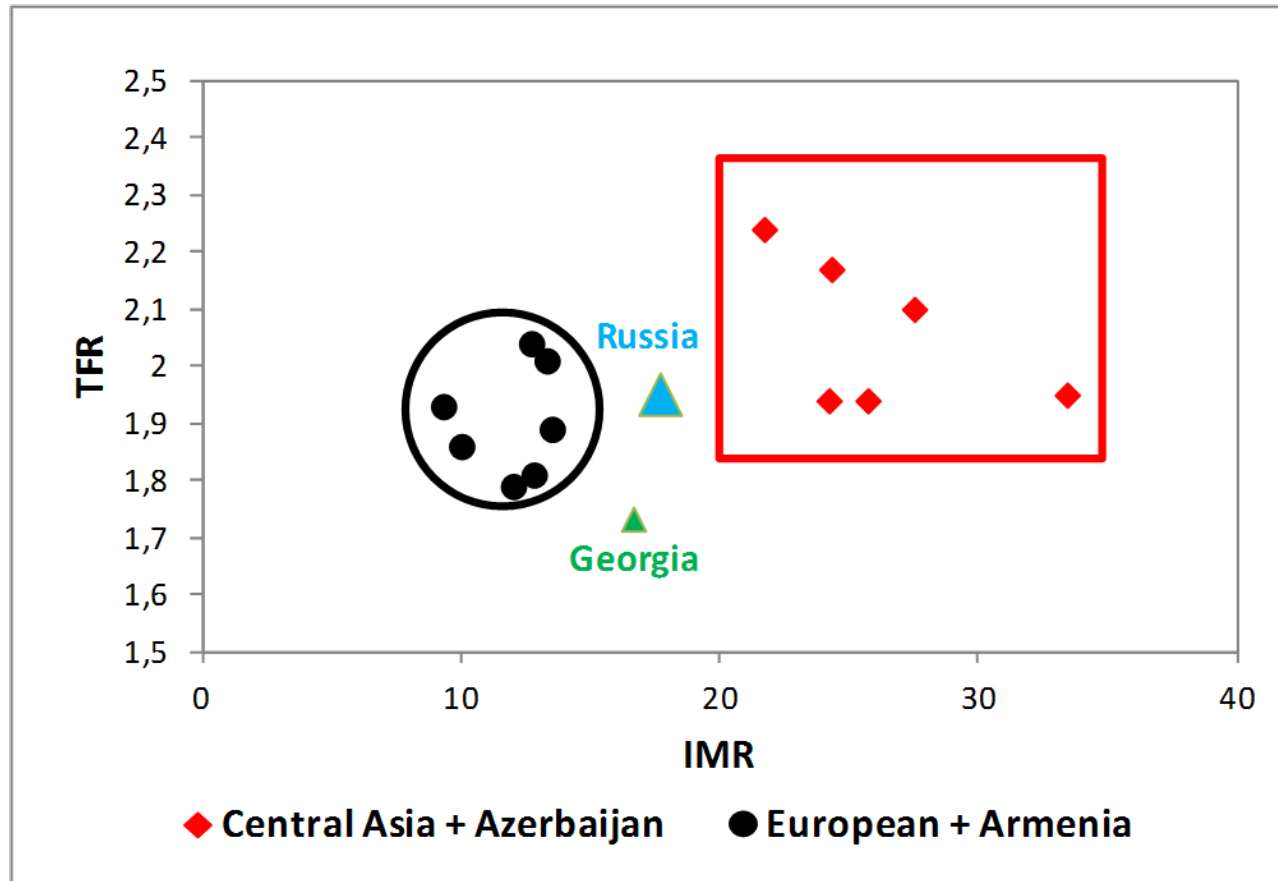
Initial stage of transition: **Tajik, Turkmen, Uzbek, Kirghiz**

Intermediate stage of transition: **Kazakh, Azerbaijani, Armenian, Moldavian, German**

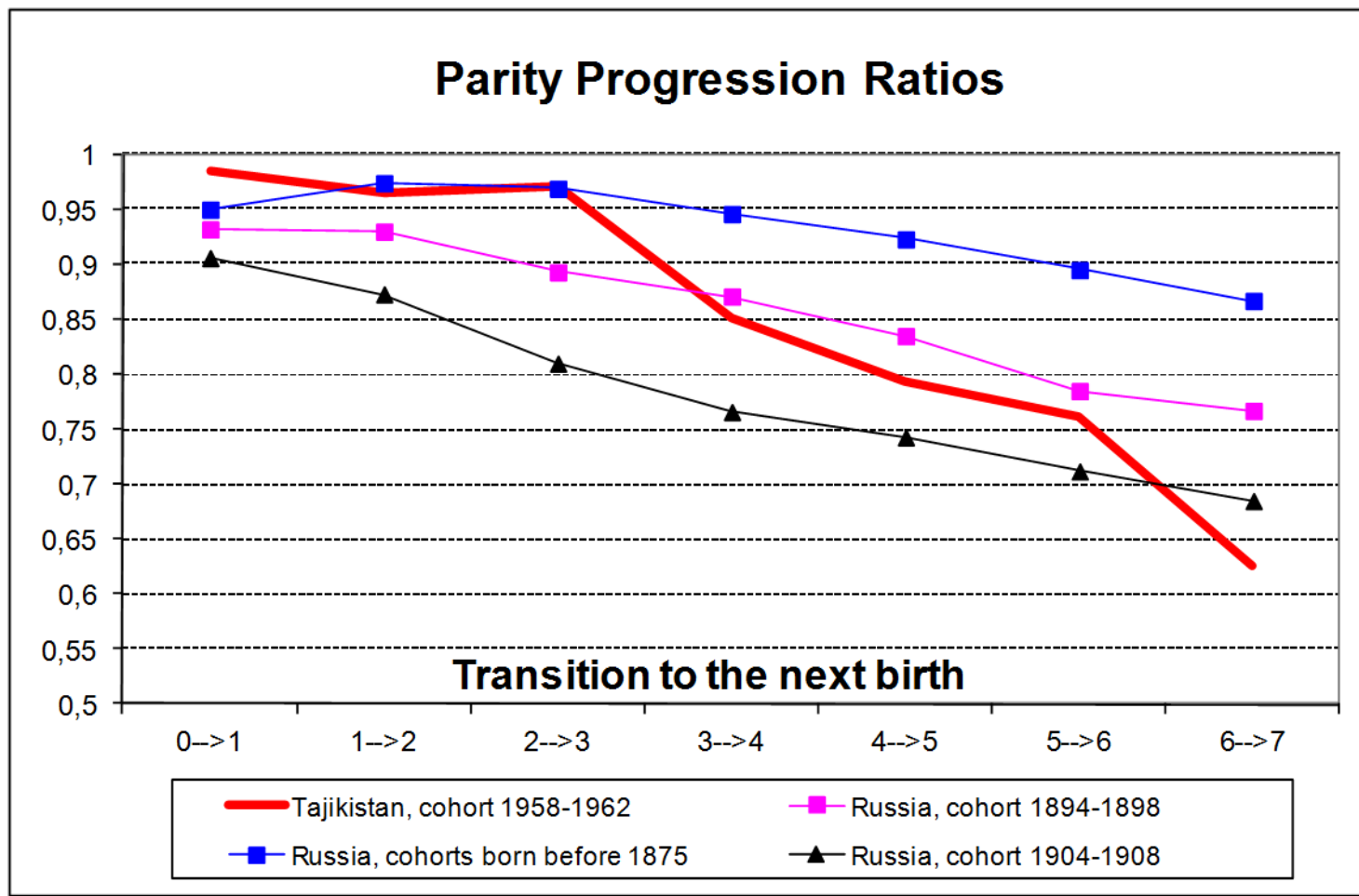
Post-transitional stage: **Estonian, Byelorussian, Georgian, Russian, Latvian, Lithuanian, Ukrainian, Tatar, Jew**

Ethnicity versus Development

Total Fertility Rate and Infant Mortality Rate for Ethnic Russians in the 15 Former Soviet Republics, 1990



Transitions to the Next Birth for the Female Cohort Born in 1958-1962 in Tajikistan, and for Russia's Cohorts Born before 1875, in 1894-1898, and in 1904-1908



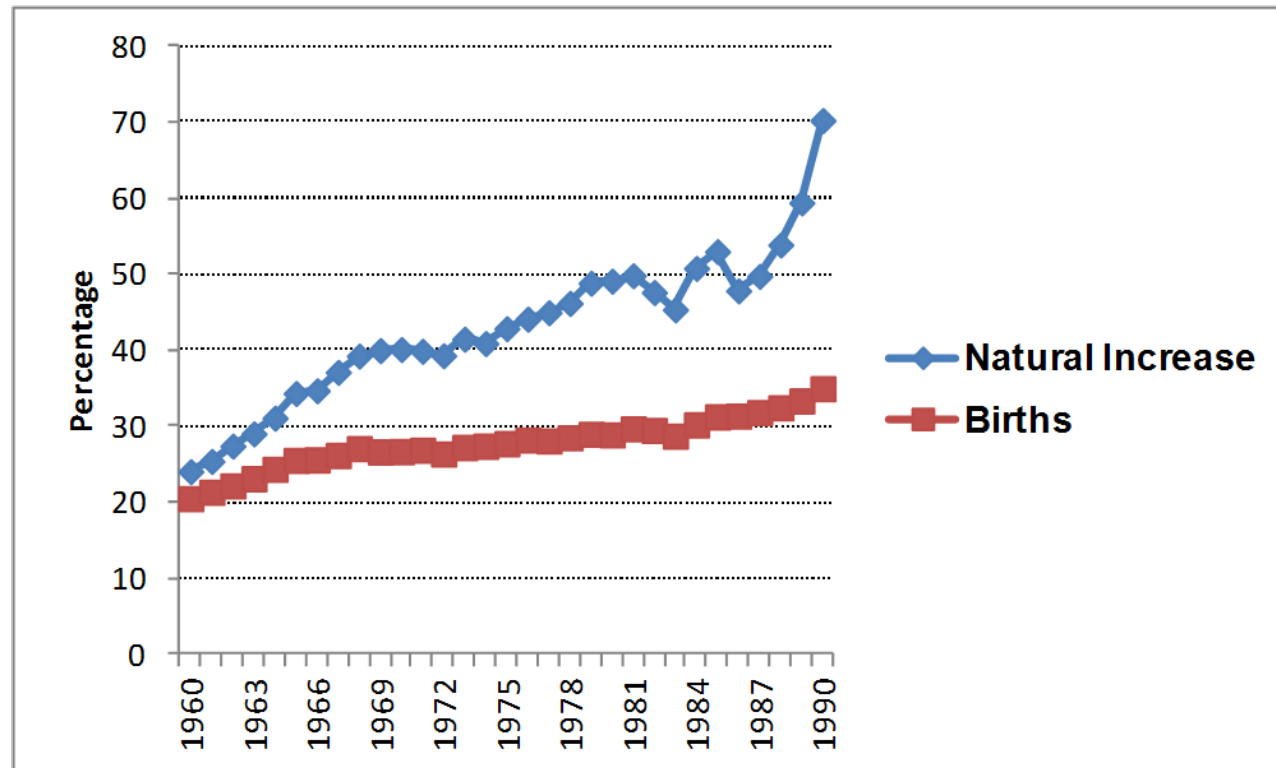
Crisis of the USSR Demographic System

**Feebleness of Population
Policy and Disintegration of
the State Institutions**

Components of Population Change in the USSR and in the 15 Former Soviet Republics, 1960-1991

	Population in 1991, mlns	Multiplier by 1991 (1960=1)		Natural Increase, ths	Net migrants, ths
		Natural Increase	Total Increase		
TAJIKISTAN	5.4	2.64	2.62	3345	-32
TURKMENISTAN	3.7	2.43	2.37	2235	-85
UZBEKISTAN	20.7	2.49	2.48	1244	-95
KYRGYZSTAN	4.4	2.14	2.08	2438	-147
AZERBAIJAN	7.2	2.01	1.88	3857	-486
ARMENIA	3.6	1.88	1.95	1612	133
KAZAKHSTAN	16.8	1.81	1.72	7923	-885
MOLDOVA	4.4	1.49	1.47	1464	-65
GEORGIA	5.5	1.41	1.32	1697	-362
BELARUS	10.3	1.30	1.26	2442	-328
LITHUANIA	3.7	1.28	1.34	762	184
RUSSIA	148.3	1.24	1.25	28341	887
UKRAINE	51.9	1.20	1.22	8448	1027
ESTONIA	1.5	1.14	1.30	171	188
LATVIA	2.6	1.11	1.26	244	314
USSR	290.0	1.36	1.36	77409	-2485 +2734

Contribution of Central Asian Republics and Azerbaijan to the USSR Natural Increase and the USSR Number of Births, per cent



Contribution of Central Asian Republics and Azerbaijan to the USSR Number of Male Population aged 18-19 (potential conscripts) in 1959, 1970, 1979, and 1989

